BELL Flow Systems

Residential and commercial gas meters

with mechanical index

110 / 130 mm

100 / 110 / 130 mm

152,4 / 160 mm

220 mm

000

130 mm

220 mm

250 mm

280 / 300 mm

Type		UG-G1,6	UG-G2,5	UG-G4	6G4L	6G6	AM-G10	AM-G16
Maximum flow rate	m^3/h	2,5	4	6	6	10	16	25
Minimum flow rate	m^3/h	0,016	0,016/0,025	0,016/0,025 /0,040	0,04	0,06	0,1	0,16
Nominal flow rate	m^3/h	1,6	2,5	4	4	6	10	16
Cyclic volume	dm^3	1,2	1,2	1,2	2,2	2,2	5	5
Max working pressure	bar	0,5	0,5	0,5	0,5	0,5	0,5	0,5
Index max indication	m^3/h	99999,999	99999,999	99999,999	99999,999	99999,999	999999,99	999999,99
Starting flow rate	dm^3/h	3	5	5	5	8	13	13
Fireproof up to 650 °C according to EN 1359	bar	0,1	0,1	0,1	0,1	0,1		
Thread		Threaded connections may be manufactured acc. to any international norm (ISO; ANSI; British Standard etc.....)						

metrix GRUPA APATOR

UG SERIES

Ug series gas meters are designed for measurement of gas supplied to appartments where sonsumption of gas is equivalent of 2,5 m^3/h (G1,6), 4 m^3/h (G2,5) and 6 m^3/h (G4) of air density of 1,2 kg/m^3.

THE GAS METERS CAN BE USED FOR MEASUREMENT OF:

- Natural gas
- City gas
- Propane-butane gas

Gas meter is equipped with pulse magnet as standard. Pulse transmitter can be added at any time (1 imp = 0,01 m^3).

Table 1. TECHNICAL DATA

		UG-G1,6	UG-G2,5	UG-G4
Maximum flow rate	m^3/h	2,5	4	6
Minimum flow rate	m^3/h	0,016	0,016/0,025	0,016/0,025/0,040
Nominal flow rate	m^3/h	1,6	2,5	4
Cyclic volume	dm^3	1,2	1,2	1,2
Max working pressure	bar	0,5	0,5	0,5
Index max indication	m^3/h	99999,999	99999,999	99999,999
Starting flow rate	dm^3/h	3	5	5
Fireproof up to 650 °C according to EN 1359	bar	0,1	0,1	0,1

DIMENSIONS

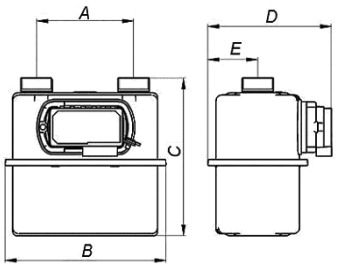

A [mm]	B [mm]		C [mm]		D [mm]		E [mm]		Weight
	Variant I	Variant II	Variant I	Variant II	Variant I	Variant II	Variant I	Variant II	
100	–	200	–	205 to 211	–	161	–	70	1,7 kg
110	216	200	214	205 to 211	167	161	67	70	~ 2,0 kg
130	216	200	214	205 to 211	167	161	67	70	~ 2,0 kg
152,4	235	–	268	–	177	–	73	–	~ 3,0 kg
160	235	–	240	–	177	–	73	–	~ 3,0 kg
220	283	–	222	–	176	–	72	–	~ 2,0 kg

CURVES OF TYPICAL ERROR AND PRESSURE LOSS

UG-G1,6

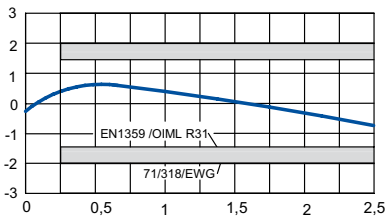

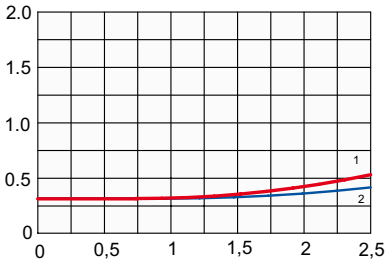

UG-G2,5

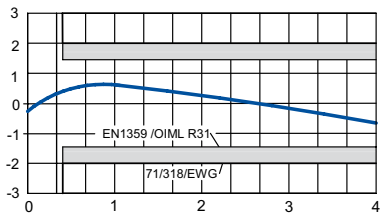

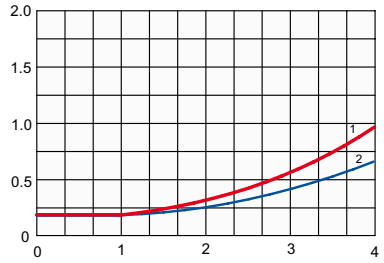

UG-G4

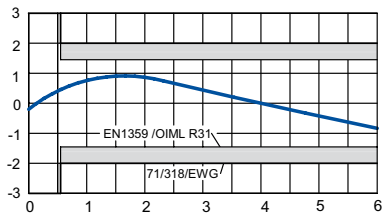

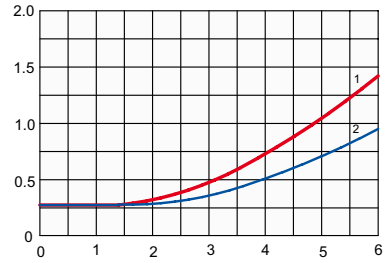

6G4L, 6G6

The gas meter 6G4L and 6G6 is designed for measurement of gas supplied to appartments where maximum consumption of gas is equivalent of 6m³ (G4) and 10m³ (G6) of air density of 1,2 kg/m³.

THE GAS METERS CAN BE USED FOR MEASUREMENT OF:

- Natural gas
- City gas
- Propane-butane gas

Gas meter is equipped with pulse magnet as standard. Pulse transmitter can be added at any time (1 imp = 0,01 m³).

Table 3. TECHNICAL DATA

		6G4L	6G6
Maximum flow rate	m³/h	6	10
Minimum flow rate	m³/h	0,04	0,06
Nominal flow rate	m³/h	4	6
Cyclic volume	dm³	2,2	2,2
Max working pressure	bar	0,5	0,5
Index max indication	m³/h	99999,999	99999,999
Starting flow rate	dm³/h	5	8
Fireproof up to 650 °C according to EN 1359	bar	0,1	0,1

DIMENSIONS

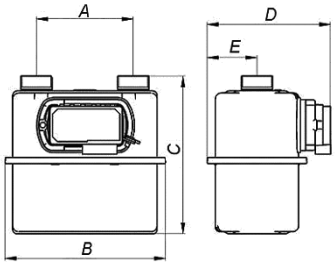

A [mm]	B [mm]	C [mm]	D [mm]	E [mm]	Weight
Single pipe	231	289	187	78	3,0 kg
130	231	276	187	78	3,4 kg
220	326	286	190	79	3,4 kg
250	326	276	190	79	3,4 kg

CURVES OF TYPICAL ERROR AND PRESSURE LOSS

6G4L

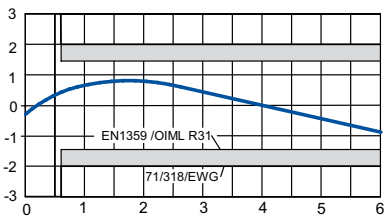

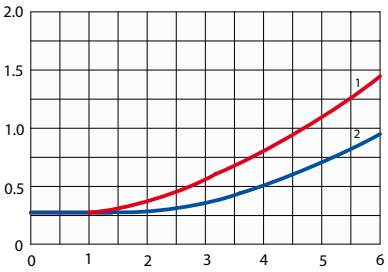

6G6

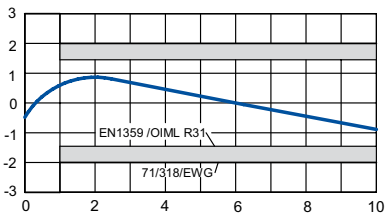

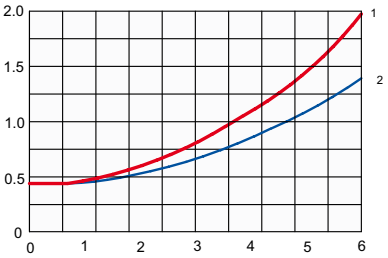

AM-G10/AM-G16

The gas meters AM-G10 and AM-G16 are designed for measurement of gas supplied to commercial and industrial gas meters where maximum consumption of gas is equivalent of 16 m^3 (G10) and 25m^3 (G16) of air density of 1,2 kg/m^3.

THE GAS METERS CAN BE USED FOR MEASUREMENT OF:

- Natural gas
- City gas
- Propane-butane gas

Gas meter is equipped with pulse magnet as standard. Pulse transmitter can be added at any time (1 imp = 0,1 m^3).

Table 4. TECHNICAL DATA

		AMG 10	AMG 16
Maximum flow rate	m^3/h	16	25
Minimum flow rate	m^3/h	0,1	0,16
Nominal flow rate	m^3/h	10	16
Cyclic volume	dm^3	5	5
Max working pressure	bar	0,5	0,5
Index max indication	m^3/h	999999,99	999999,99
Starting flow rate	dm^3/h	13	13
Fireproof up to 650 ºC according to EN 1359	bar	0,1	0,1

DIMENSIONS

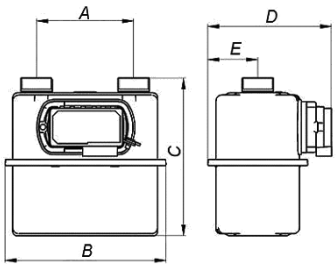

A [mm]	B [mm]	C [mm]	D [mm]	E [mm]	Weight
280	395	345	214	93	6,8 kg
300	395	345	214	93	6,8 kg

CURVES OF TYPICAL ERROR AND PRESSURE LOSS

AMG 10

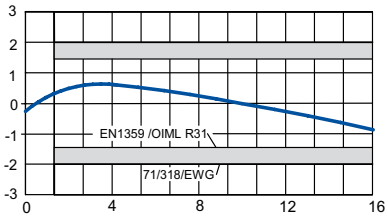

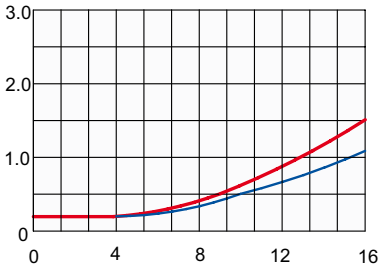
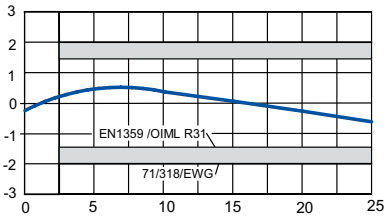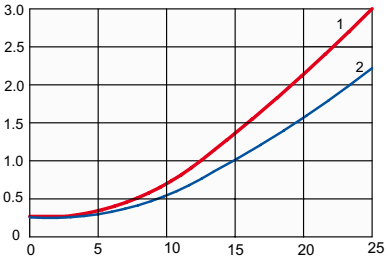
AMG 16